



Love my Rope Ladder




STOP!
Don't area puncture
This is when your needles
are placed in the same area
over and over.



THINK!
Needles should be placed
0.5 - 1cm from the last
cannulation site.



CHOOSE!
The needling sites must
move up the fistula vein in
a systematic manner.



Hospital Logo

MAGIC
Managing Arterio-venous
Connections in End-stage Renal Disease

0 0.5 1 1.5 2 2.5 3 3.5 4 4.5 5 5.5 6 6.5 7 7.5

Love my Rope Ladder




STOP!
Don't area puncture
This is when your needles
are placed in the same
area over and over.



THINK!
Needles should be placed
0.5 - 1cm from the last
cannulation site.



CHOOSE!
The needling sites must
move up the fistula vein in
a systematic manner.



Hospital Logo

MAGIC
Managing Arterio-venous
Connections in End-stage Renal Disease

0 0.5 1 1.5 2 2.5 3 3.5 4 4.5 5 5.5 6 6.5 7 7.5

Love my Rope Ladder




STOP!
Don't area puncture
This is when your needles
are placed in the same area
over and over.



THINK!
Needles should be placed
0.5 - 1cm from the last
cannulation site.



CHOOSE!
The needling sites must
move up the fistula vein in
a systematic manner.



Hospital Logo

MAGIC
Managing Arterio-venous
Connections in End-stage Renal Disease

0 0.5 1 1.5 2 2.5 3 3.5 4 4.5 5 5.5 6 6.5 7 7.5

Love my Rope Ladder




STOP!
Don't area puncture
This is when your needles
are placed in the same
area over and over.



THINK!
Needles should be placed
0.5 - 1cm from the last
cannulation site.



CHOOSE!
The needling sites must
move up the fistula vein in
a systematic manner.



Hospital Logo

MAGIC
Managing Arterio-venous
Connections in End-stage Renal Disease

0 0.5 1 1.5 2 2.5 3 3.5 4 4.5 5 5.5 6 6.5 7 7.5

Love my Rope Ladder




STOP!
Don't area puncture
This is when your needles
are placed in the same area
over and over.



THINK!
Needles should be placed
0.5 - 1cm from the last
cannulation site.



CHOOSE!
The needling sites must
move up the fistula vein in
a systematic manner.



Hospital Logo

MAGIC
Managing Arterio-venous
Connections in End-stage Renal Disease

0 0.5 1 1.5 2 2.5 3 3.5 4 4.5 5 5.5 6 6.5 7 7.5

Love my Rope Ladder




STOP!
Don't area puncture
This is when your needles
are placed in the same
area over and over.



THINK!
Needles should be placed
0.5 - 1cm from the last
cannulation site.



CHOOSE!
The needling sites must
move up the fistula vein in
a systematic manner.



Hospital Logo

MAGIC
Managing Arterio-venous
Connections in End-stage Renal Disease

0 0.5 1 1.5 2 2.5 3 3.5 4 4.5 5 5.5 6 6.5 7 7.5

Love my Rope Ladder




STOP!
Don't area puncture
This is when your needles
are placed in the same area
over and over.



THINK!
Needles should be placed
0.5 - 1cm from the last
cannulation site.



CHOOSE!
The needling sites must
move up the fistula vein in
a systematic manner.



Hospital Logo

MAGIC
Managing Arterio-venous
Connections in End-stage Renal Disease

0 0.5 1 1.5 2 2.5 3 3.5 4 4.5 5 5.5 6 6.5 7 7.5

Love my Rope Ladder




STOP!
Don't area puncture
This is when your needles
are placed in the same
area over and over.



THINK!
Needles should be placed
0.5 - 1cm from the last
cannulation site.



CHOOSE!
The needling sites must
move up the fistula vein in
a systematic manner.



Hospital Logo

MAGIC
Managing Arterio-venous
Connections in End-stage Renal Disease

0 0.5 1 1.5 2 2.5 3 3.5 4 4.5 5 5.5 6 6.5 7 7.5