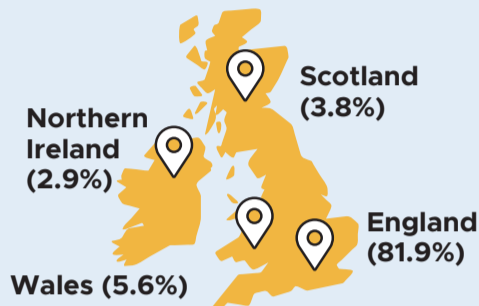


## 2022 National Findings

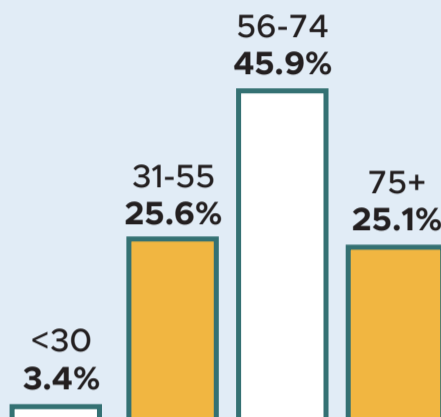
# Patient reported experience of kidney care in the UK

**11,063**

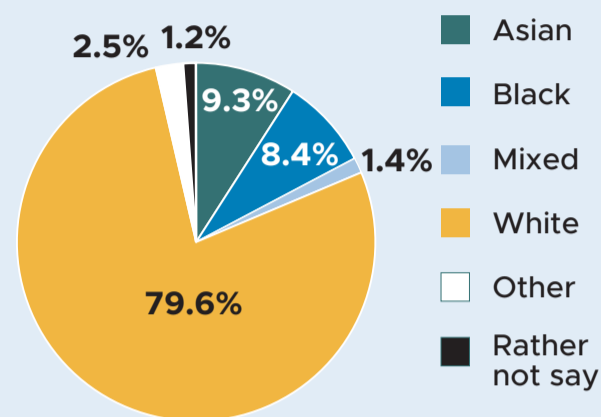
people with kidney disease completed the survey



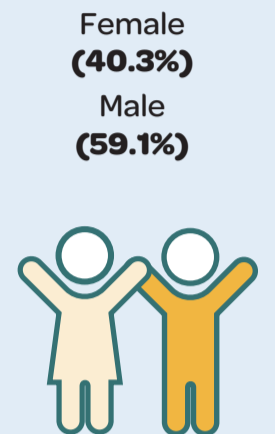
### Age



### Ethnicity



### Gender



### Overall experience of patient care



**6.25 out of 7**

Overall experience continues to be rated highly

### Areas of experience scoring highest

Score out of 7

Privacy & Dignity  
**6.41**



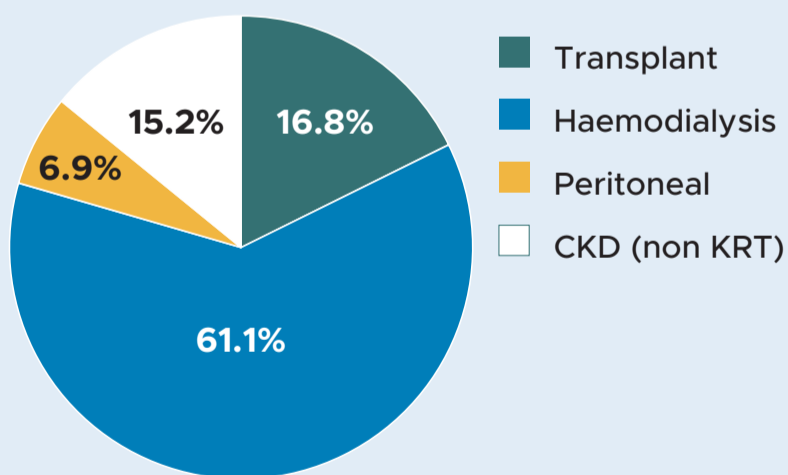
Access to the Team  
**6.34**



Patient Information  
**6.32**



### Current Treatment



### Areas of experience scoring lowest

Score out of 7

Transport  
**5.59**



Sharing Decisions  
**5.55**



Support  
**5.78**



### Patient comments and feedback

2,376 people provided comments about their experience of kidney care. These comments reveal, on a centre level, what matters to them most and has been shared with Clinical Directors to review.

[www.kidneycareuk.org/prem](http://www.kidneycareuk.org/prem)

[www.ukkidney.org](http://www.ukkidney.org)

[f kidneycareuk.org](https://www.facebook.com/kidneycareuk) [@kidneycareuk](https://twitter.com/kidneycareuk) [@kidneycareuk](https://www.instagram.com/kidneycareuk)

[@UKKidney](https://twitter.com/UKKidney)



©Kidney Care UK 2022. Kidney Care UK is the operating name of the British Kidney Patient Association. A charitable company limited by guarantee. Registered in England and Wales (1228114). A charity registered in England and Wales (270288), and Scotland (SCO48198).

