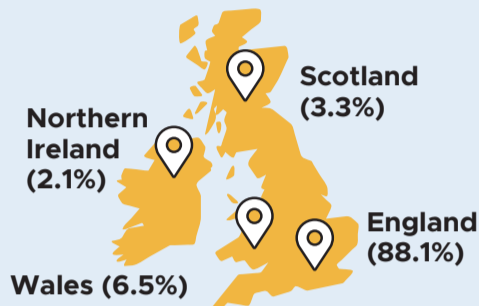


# 2023 National Findings

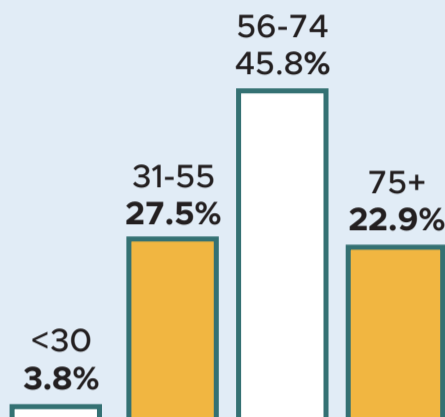
## Patient reported experience of kidney care in the UK

**11,647**

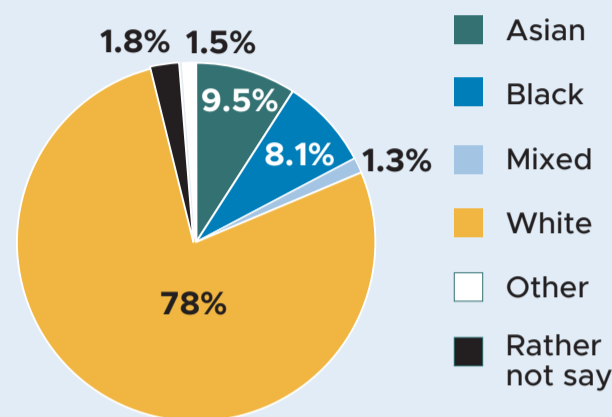
people with kidney disease completed the survey



### Age



### Ethnicity



### Gender

Female (40.7%)  
Male (58.3%)  
Non-binary (0.2%)



### Overall experience of patient care



**6.26 out of 7**

Overall experience continues to be rated highly

### Areas of experience scoring highest

Score out of 7

Privacy & Dignity  
**6.4**



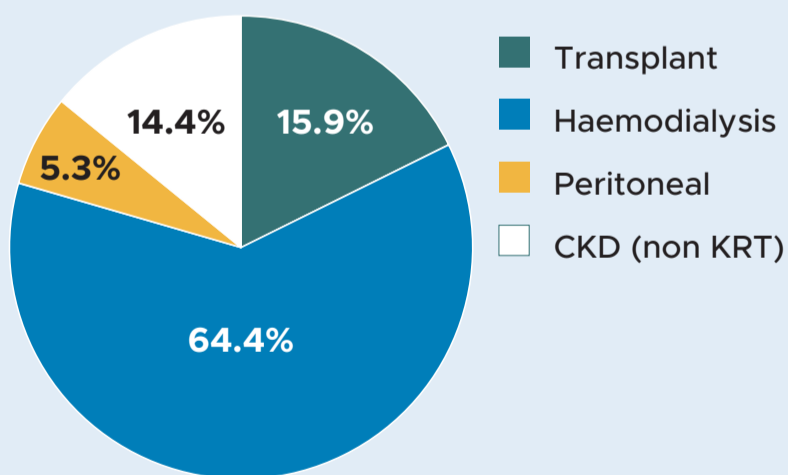
Patient Information  
**6.4**



Access to the Team  
**6.3**




### Current Treatment



### Areas of experience scoring lowest

Score out of 7

Support  
**5.7**



Sharing Decisions  
**5.6**



Transport  
**5.5**



### Patient comments and feedback

4,202 people provided comments about their experience of kidney care. These comments reveal, on a centre level, what matters to them most and have been shared with Clinical Directors to review.

[www.kidneycareuk.org/prem](http://www.kidneycareuk.org/prem)

[facebook kidneycareuk.org](https://www.facebook.com/kidneycareuk.org) [@kidneycareuk](https://twitter.com/kidneycareuk) [@kidneycareuk](https://www.instagram.com/kidneycareuk)



©Kidney Care UK 2024. Kidney Care UK is the operating name of the British Kidney Patient Association. A charitable company limited by guarantee. Registered in England and Wales (1228114). A charity registered in England and Wales (270288), and Scotland (SCO48198).

[www.ukkidney.org](http://www.ukkidney.org)

[@UKKidney](https://twitter.com/UKKidney)

